

**Cincinnati Country Day School
Honors Summer Photo Assignment**

Requirements: Lightroom on computers
edited images in folders labeled with topic
Resolution 300. Make sure the images are labeled correctly. Ex.

LastName_?_title

Objective: The purpose of the summer assignment is to develop an understanding creating a body of work that has depth in content. A strong portfolio consists of a cohesive body of work that represents a consistent theme, idea or problem. Ideally, knowledge of elements and principles of design and camera handling should be evident in all images. The summer assignment is designed to provide freedom with discipline. Keep your theme/concept consistent while shooting the five topics. In other words, communicate a message. **Make a statement. Take a risk. Think out of the box. Challenge yourself.**



****Edited images due first week of school as part of the first quarter grade.**

Each topic shoot 50 images and edit down to ten strong images.


- 1. Urban Landscape or landscape that "sings".** Emphasis is harmony, pattern and repetition.



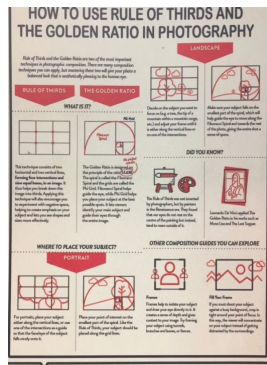
- 2. Figure as Landscape.** Emphasis is line, form, and shape. "Figure" is a real figure of a person.



- 3. Shadow Study/Design.** Emphasis is graphic qualities, balance, positive and negative space.



4. **Let's Compose an Image.** Redefine the **rule of thirds** by altering the camera angle. Think about the **Golden Ratio** way of composition. See below.




5. **Self Portrait.** Intentionally place the subject out of context with the environment. Think abstractly.




6. **Single Color Study.** Set up and shoot a monochromatic still life. White on white, black on black, red on red etc.

7. **Word: Dishwater**



8. Silverware/Eating Utensils



9. Reflective surfaces.



10. Altered Perspective. Alter your camera angle. Shoot from the hip without looking through the lens. Shoot over the shoulder, perspective of your foot etc.

